

Who Am I In Ancient Egypt? Lesson Plan

Preinstructional Planning

OBJECTIVES

Students Will:

- Understand and identify cultural differences between the lives of ancient Egyptians and those of modern times.
- Examine the challenges of a bartering economy
- Participate in active writing activities
- Demonstrate comprehension through experiential response

Materials

- *Who Am I In Ancient Egypt?* Printables
- Pencils
- Scissors

Common Core Standards:

Writing:

- Students will use the materials to write opinion pieces on topics and support their point of view with reasons.

Speaking and Listening - Comprehension and Collaboration:

- Students will engage effectively in a range of collaborative discussions (one-on-one, in groups, and teacher-led) with diverse partners, building on others' ideas and expressing their own clearly.
- Students will pose and respond to specific questions to clarify or follow up on information, and make comments that contribute to the discussion and link to the remarks of others.

Note: to conserve paper, activity pages 1-4 may be printed double-sided.

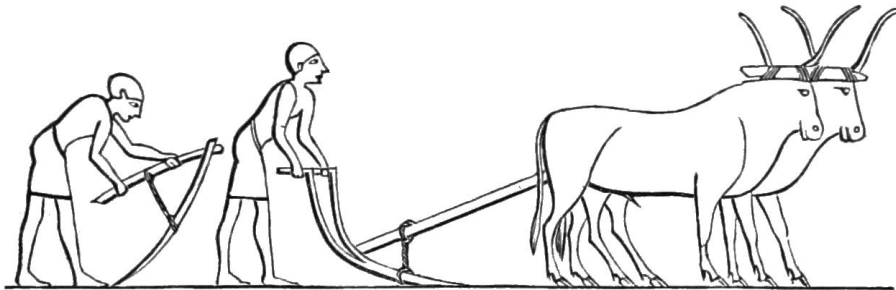
Find a wealth of ancient Egypt facts, activities, and free printables at Scott Peters' website: www.egyptabout.com

Be sure to check out Scott Peters' ancient Egypt children's books. They include the *Kid Detective Zet* mystery series, a mummy fact book, and more. Scott Peters' books are popular in classrooms and reading clubs. They're loved by teachers, librarians, parents, and most of all, kids!

WHO AM I IN ANCIENT EGYPT?

Imagine you live in ancient Egypt.
What would your name be?
What job would you choose?

In this activity, you'll discover who you might have been
if you lived in ancient Egypt.



FOLLOW THESE 6 STEPS:

1. Choose the name that best describes you.
2. Write a short description explaining why you chose it.
3. Choose your favorite ancient Egyptian job.
4. Write a short description explaining why you chose it.
5. Use the hieroglyphics decoder to write your Egyptian name
6. Use the BARTER cards to trade goods and services.



CHOOSE YOUR ANCIENT EGYPTIAN NAME

Boy Names

Akh _____ smart, wise
Akhom _____ eagle
Anemro _____ peace
Ashai _____ abundant
Awan _____ quality
Bari _____ boat
Bubu _____ shines a light
Hanif _____ upright, true
Har _____ sunny
Ken _____ astronomer
Khenti _____ leader
Mdjai _____ soldier
Mhotep _____ peace
Mohar _____ officer
Mshai _____ traveler
Nakht _____ strength
Nail _____ a winner
Nebi _____ panther
Nubi _____ goldsmith
Nomti _____ strength
Pamu _____ lion
Raad _____ thunder
Rasui _____ dreamer
Sadji _____ story teller
Sebi _____ ox
Shai _____ destiny
Sokkwi _____ jester, joker
Wati _____ rebel















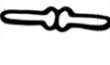


















Girl Names

Ahmes _____ moon child
Aisha _____ peace
Amunet _____ hidden one
Ani _____ sunny
Aria _____ priestess
Bast _____ impulsive
Ebe _____ wonderful
Femi _____ love
Kartek _____ spark holder
Kemat _____ chantress
Layla _____ born at night
Ma _____ truthful
Menhit _____ bringer of light
Merit _____ beloved
Nanu _____ good
Nebit _____ leopard
Nubti _____ golden girl
Nut _____ star goddess
Ramla _____ female prophet
Rania _____ delightful
Ranpu _____ war goddess
Sati _____ sunbeam goddess
Shadya _____ joyful
Sofh _____ writing goddess
Taur _____ first born
Titi _____ giving
Uat _____ of the lake
Zahra _____ blooming flower

CHOOSE YOUR ANCIENT EGYPTIAN JOB

ACTOR	MAGICIAN
AMULET MAKER	MANICURIST
ARTIST	MEDJAY POLICE
ARCHITECT	MERCHANT
ARMORER	MESSENGER
ASTROLOGER	MILITARY OFFICAL
BAKER	MUMMIFIER
BARBER	MUSICIAN
BASKET MAKER	PAPER MAKER
BLACKSMITH	POTTER
BEE KEEPER	PRIEST OR PRIESTESS
BEER BREWER	QUARRY DIGGER
BRICK MAKER	REED CUTTER
CARPENTER	ROYAL GUARD
CANAL DIGGER	SAILOR
CHARIOT DRIVER	SANDAL MAKER
CHEF	SCRIBE (WRITER)
CONSTRUCTION CREW	SEAMSTRESS
DANCER	SINGER
DENTIST	SOLDIER
DOCTOR	TEACHER
FARMER	TOMB PAINTER
FISHER	TOOL MAKER
FURNITURE MAKER	WEAVER
GOVERNMENT OFFICIAL	WEAPONS MAKER
JEWELER	WIG MAKER
JUDGE	WINE MAKER
LANDSCAPER	WOOD CARVER

Ancient Egypt Hieroglyphics Chart

	A ^{ay}	arm		K	cup		V	viper
	A ^{ah}	vulture		L	lion		W	chick
	B	leg		M	owl		X	cloth
	C ^k	cup		N	water		Y	feathers
	D	hand		O	chick		Z	bolt
	E	feather		P	stool		CH	tether
	F	viper		Q	hill		KH	sieve
	G	pot		R	mouth		SH	basin
	H	wick		S	cloth		man	
	I	feather		T	loaf		woman	
	J	cobra		U	chick		ankh	



MY EGYPTIAN NAME IN HIEROGLYPHICS

MY REAL NAME: _____

MY ANCIENT EGYPTIAN NAME: _____

MY NAME MEANS: _____
(see name chart)

I CHOSE MY NAME BECAUSE:

MY ANCIENT EGYPTIAN JOB IS: _____

I CHOSE MY JOB BECAUSE

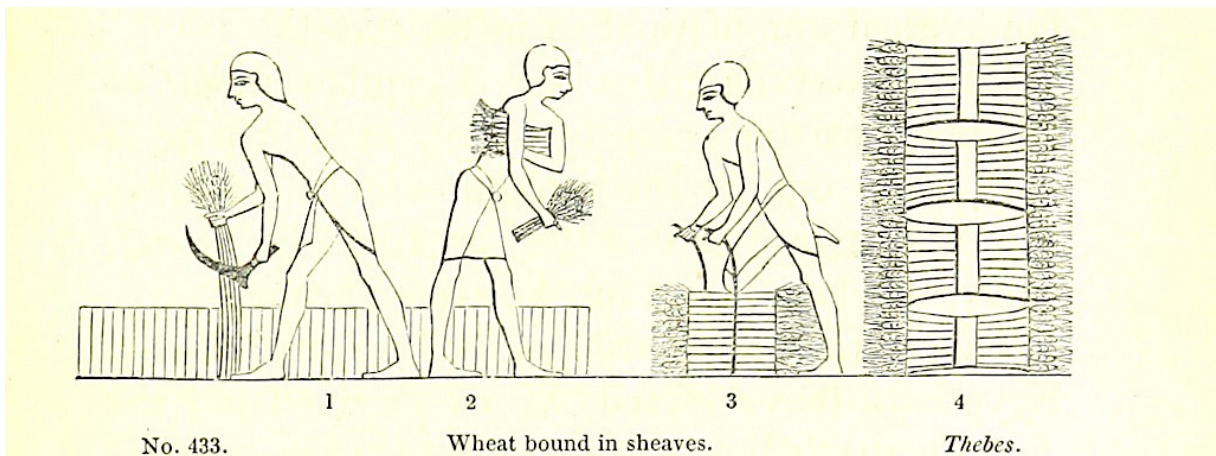
BARTER YOUR GOODS AND SERVICES



Ancient Egyptians rarely used money. Coins were uncommon. Instead, they traded goods and services. This is called **BARTERING**.

In this activity, see how many different types of things you can get!

1. Use the cutouts to write your name and job title on the front.
2. Approach other students. Learn their Egyptian name and job.
3. Try to barter (trade) your services for theirs. (Example, a baker could trade a loaf of bread for a haircut.)
4. To complete the barter, write the service/goods you will provide on the back of your card and exchange it for their trading card.
5. If you cannot agree on a trade, move to the next student.
6. Keep trading until you run out of cards.



MY ANCIENT EGYPTIAN BARTER CARDS

A large, empty rounded rectangular box with a thin black border, intended for drawing or writing on a barter card.A large, empty rounded rectangular box with a thin black border, intended for drawing or writing on a barter card.A large, empty rounded rectangular box with a thin black border, intended for drawing or writing on a barter card.A large, empty rounded rectangular box with a thin black border, intended for drawing or writing on a barter card.A large, empty rounded rectangular box with a thin black border, intended for drawing or writing on a barter card.A large, empty rounded rectangular box with a thin black border, intended for drawing or writing on a barter card.